

## Product Description

The SX8 Rackmount Optical Switch are customizable benchtop/rackmount instruments ideal for high-volume manufacturing production testing. Available in single-mode or multi-mode, the switch configurations range from 1x2 up to 1x360. Optional 2x1 or 4x1 built-in switches can provide additional common inputs. The switch may be controlled through remote interface (GPIB, RS232, or USB\*) or locally via the user-friendly front panel keypad and display.

A variety of configuration options offers additional flexibility. The front panel bulkheads may be fit with typical FC, SC, LC connector types or customizable configurations available. Switches with up to 48 bulkhead channels for FC (64 channels for LC and SC) are available in a 3U chassis or 100 pigtail. Larger count switches move to a 6U chassis.

\*USB interface via-USB-DB9 adapter

## KEY FEATURES

- Low IL at 0.7 dB
- Up to 360 outputs
- Many configuration possibilities
- User Friendly

## APPLICATIONS

- High-volume production testing
- Multiple device testing
- R&D applications
- System compliance testing

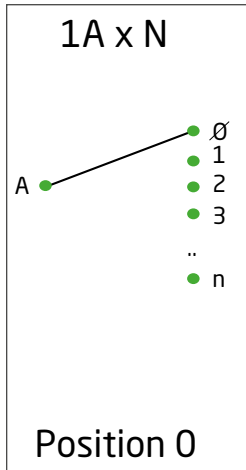
## COMPLIANCE

- UL/CSA 61010
- IEC 61010
- FCC Part 15 (Class A)
- EN 61326 (Class A)

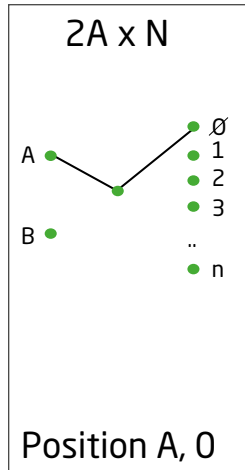
## IN THE BOX

- SX8 Switch
- AC power cord
- Test Report

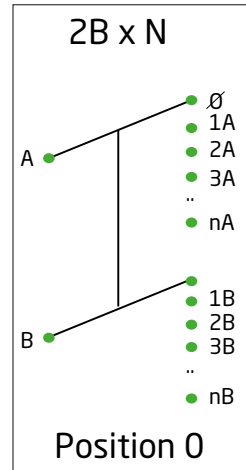
## Configuration Options



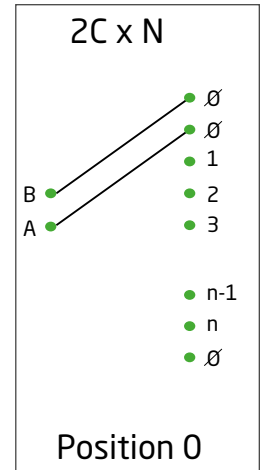
**A Configuration** - Single input, switched to any output



**2A Configuration** - Two switchable inputs, switched to any output

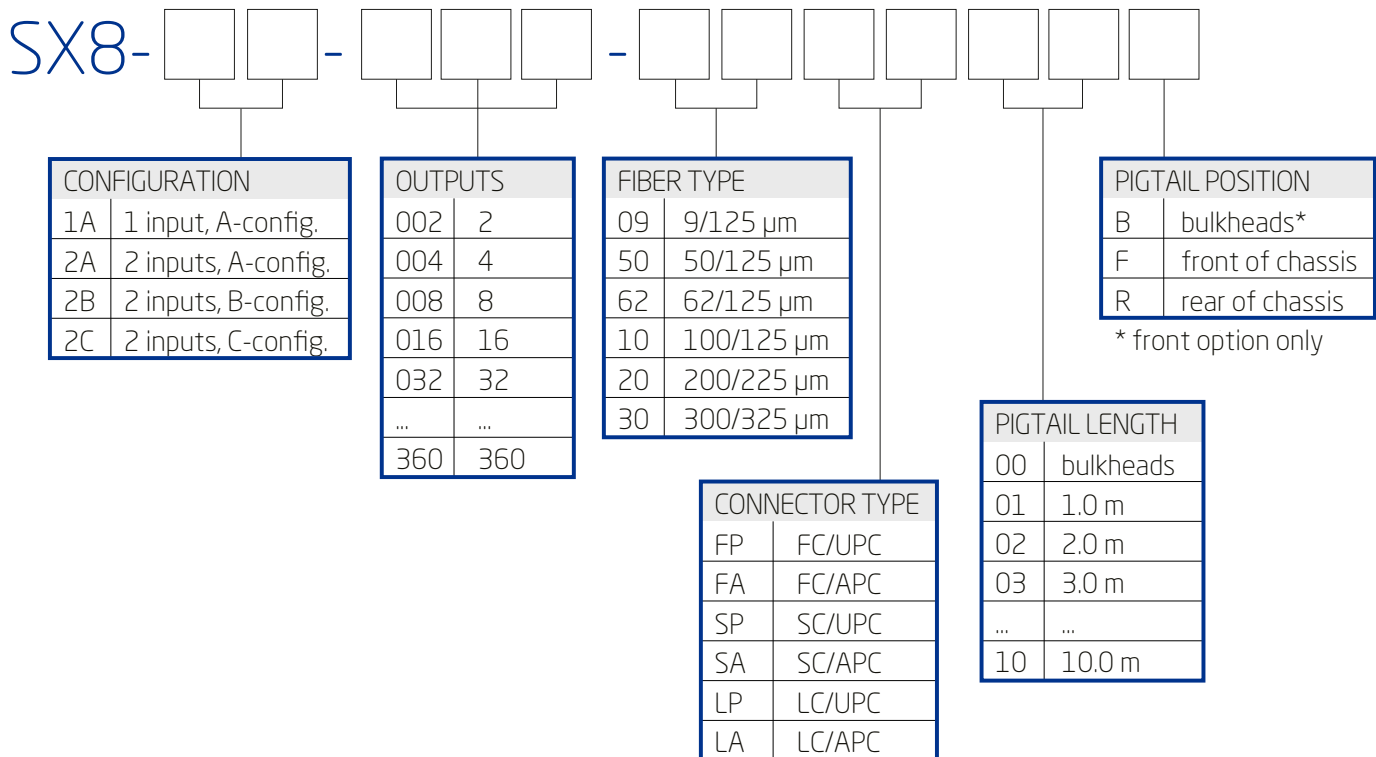


**2B Configuration** - Two inputs switched to synchronized outputs



**2C Configuration** - Two inputs switched to any output with second input trailing first input

## Ordering Scheme



## Specifications

| OPTICAL / ELECTRICAL SPECIFICATIONS   |   |            |
|---------------------------------------|---|------------|
| Parameter                             | Specification                                 |            |
|                                       | Single-mode                                   | Multimode  |
| Wavelength Range (nm)                 | 1250 - 1670                                   | 840 - 1350 |
| Insertion Loss (dB) <sup>1</sup>      | 0.7   |            |
| Backreflection (dB) <sup>1</sup>      | ≤ -60   | ≤ -40      |
| PDL (dB)                              | 0.05  | N/A        |
| Repeatability (random switching) (dB) | ± 0.025                                       |            |
| Repeatability (sequential) (dB)       | ± 0.005                                       |            |
| Crosstalk (maximum) (dB)              | -80   |            |
| Maximum Input Power (mW)              | 300   |            |
| Switching Time (ms)                   | 300   |            |
| Input Voltage                         | 100 - 240 V AC, 50 - 60 Hz                    |            |
| Power Consumption (VA)                | 150 maximum                                   |            |
| Control                               | Front Panel / GPIB / RS232 / USB <sup>2</sup> |            |
| Switch Life                           | 10 <sup>8</sup> cycles                        |            |

Notes:

<sup>1</sup> Excluding connectors.

<sup>2</sup> USB interface via USB-DB9 adapter.

| MECHANICAL / ENVIRONMENTAL SPECIFICATIONS |                                 |
|---|---------------------------------|
| Parameter                                 | Specification                   |
| 3U Unit Dimensions W x H x D (cm)         | 48 x 13.5 x 37.5                |
| 6U Unit Dimensions W x H x D (cm)         | 48 x 27 x 37.5                  |
| 3U Shipping Box Dimensions W x H x D (cm) | 53 x 32 x 57                    |
| 6U Shipping Box Dimensions W x H x D (cm) | 53 x 55 x 55                    |
| Unit Weight (kg)                          | 14 (depending on configuration) |
| Total Shipment Weight (kg)                | 15 (depending on configuration) |
| Operating Temperature (°C)                | 0 to 55                         |
| Storage Temperature (°C)                  | -40 to 70                       |
| Humidity (Non-condensing)                 | Maximum 95% RH from 0 to 40     |